

Weird Water/Wonders of Water **Lecture by Sue Lilly, Kuwait October 2009**

I have always had a firm belief that no experience or learning is wasted in our lives. This is certainly very true of my own experience with regards to chemistry. It was my favourite subject at school and my first jobs were in research laboratories for Johnson & Johnson (cosmetics & health products) and Wyeths (pharmaceuticals). The one topic that really fascinated me was water. I found its aberrant qualities quite magical. Little did I realise that 30 years after studying chemistry at college that I would return to water as part of my teaching complementary and alternative health practitioners about essences.

The importance bit

Water covers around 70% of the surface of the Earth. We are also 70% water. We also have other special relationships with water – too much – we die; too little – we die.

Water is a prerequisite for life to even have evolved on this planet. Enzymes and other compounds that are necessary for life do not work without water.

Water is the second most common molecule in the universe (1st is hydrogen H₂).

Although water has been widely studied, it is probably still not understood.

The chemistry bit

Most people know the chemical formula for water:



This means that for every oxygen atom, there are two hydrogen ones.

In crystal healing, for example,



Beryllium 3; Aluminium 2, Silicon 6, Oxygen 18

is the chemical formula for Aquamarine, Emerald, Heliodor and Morganite.

Most people, I guess have seen this and have maybe been put off by it.

hydrogen 1 H																	helium 2 He																													
lithium 3 Li	beryllium 4 Be											boron 5 B	carbon 6 C	nitrogen 7 N	oxygen 8 O	fluorine 9 F	neon 10 Ne																													
sodium 11 Na	magnesium 12 Mg											aluminium 13 Al	silicon 14 Si	phosphorus 15 P	sulphur 16 S	chlorine 17 Cl	argon 18 Ar																													
potassium 19 K	calcium 20 Ca	scandium 21 Sc	titanium 22 Ti	vanadium 23 V	chromium 24 Cr	manganese 25 Mn	iron 26 Fe	cobalt 27 Co	nickel 28 Ni	copper 29 Cu	zinc 30 Zn	gallium 31 Ga	germanium 32 Ge	arsenic 33 As	selenium 34 Se	bromine 35 Br	krypton 36 Kr																													
rubidium 37 Rb	strontium 38 Sr	yttrium 39 Y	zirconium 40 Zr	niobium 41 Nb	molybdenum 42 Mo	technetium 43 Tc	ruthenium 44 Ru	rhodium 45 Rh	palladium 46 Pd	silver 47 Ag	cadmium 48 Cd	indium 49 In	tin 50 Sn	antimony 51 Sb	tellurium 52 Te	iodine 53 I	xenon 54 Xe																													
caesium 55 Cs	barium 56 Ba	57-70 *	lutetium 71 Lu	hafnium 72 Hf	tantalum 73 Ta	tungsten 74 W	rhenium 75 Re	osmium 76 Os	iridium 77 Ir	platinum 78 Pt	gold 79 Au	mercury 80 Hg	thallium 81 Tl	lead 82 Pb	bismuth 83 Bi	polonium 84 Po	astatine 85 At	radon 86 Rn																												
francium 87 Fr	radium 88 Ra	89-102 **	lawrencium 103 Lr	rutherfordium 104 Rf	dubnium 105 Db	seaborgium 106 Sg	bohrium 107 Bh	hassium 108 Hs	meitnerium 109 Mt	darmstadtium 110 Ds	roentgenium 111 Rg	ununbium 112 Uub	ununtrium 113 Uut	ununquadium 114 Uuq	ununpentium 115 Uup	ununhexium 116 Uuh	ununseptium 117 Uus	ununoctium 118 Uuo																												
<table border="1"> <tbody> <tr> <td>lanthanum 57 La</td> <td>cerium 58 Ce</td> <td>praseodymium 59 Pr</td> <td>neodymium 60 Nd</td> <td>promethium 61 Pm</td> <td>samarium 62 Sm</td> <td>europium 63 Eu</td> <td>gadolinium 64 Gd</td> <td>terbium 65 Tb</td> <td>dysprosium 66 Dy</td> <td>holmium 67 Ho</td> <td>erbium 68 Er</td> <td>thulium 69 Tm</td> <td>ytterbium 70 Yb</td> </tr> <tr> <td>actinium 89 Ac</td> <td>thorium 90 Th</td> <td>protactinium 91 Pa</td> <td>uranium 92 U</td> <td>neptunium 93 Np</td> <td>plutonium 94 Pu</td> <td>americium 95 Am</td> <td>curium 96 Cm</td> <td>berkelium 97 Bk</td> <td>californium 98 Cf</td> <td>einsteinium 99 Es</td> <td>fermium 100 Fm</td> <td>mendelevium 101 Md</td> <td>nobelium 102 No</td> </tr> </tbody> </table>																			lanthanum 57 La	cerium 58 Ce	praseodymium 59 Pr	neodymium 60 Nd	promethium 61 Pm	samarium 62 Sm	europium 63 Eu	gadolinium 64 Gd	terbium 65 Tb	dysprosium 66 Dy	holmium 67 Ho	erbium 68 Er	thulium 69 Tm	ytterbium 70 Yb	actinium 89 Ac	thorium 90 Th	protactinium 91 Pa	uranium 92 U	neptunium 93 Np	plutonium 94 Pu	americium 95 Am	curium 96 Cm	berkelium 97 Bk	californium 98 Cf	einsteinium 99 Es	fermium 100 Fm	mendelevium 101 Md	nobelium 102 No
lanthanum 57 La	cerium 58 Ce	praseodymium 59 Pr	neodymium 60 Nd	promethium 61 Pm	samarium 62 Sm	europium 63 Eu	gadolinium 64 Gd	terbium 65 Tb	dysprosium 66 Dy	holmium 67 Ho	erbium 68 Er	thulium 69 Tm	ytterbium 70 Yb																																	
actinium 89 Ac	thorium 90 Th	protactinium 91 Pa	uranium 92 U	neptunium 93 Np	plutonium 94 Pu	americium 95 Am	curium 96 Cm	berkelium 97 Bk	californium 98 Cf	einsteinium 99 Es	fermium 100 Fm	mendelevium 101 Md	nobelium 102 No																																	

Yet it holds a lot of information for anyone interested in crystals or in essences.

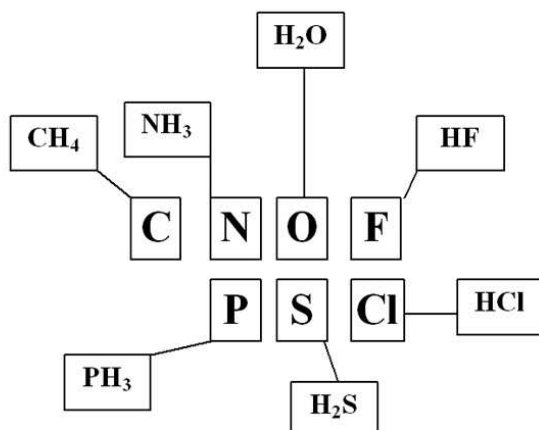
Basically what we have here is a table showing the different elements that make up our environment and how they relate to one another.

This table as we see it today was built up over 150 years, though most people attribute it to Mendeleev in 1869, it was still being adjusted in the 20th century to accommodate knowledge.

What we have here shows the lightest element, hydrogen (H). As your work down the table the number of electrons, protons and neutrons in the atom increases, the atomic number reflecting that, the atoms itself also gets heavier and the element changes name and quality.

The table also shows what Mendeleev did and that was to arrange the elements with similar properties together. This also enabled scientists to show where there were gaps for unknown elements, like the later named, germanium. For example, in the second column we have several elements that are related to one another and that we know of from crystal healing – Beryllium, Magnesium, Calcium, Strontium and Barium. The further down the listing, the heavier the atom, so if you compared a piece of gypsum/selenite (calcium sulphate) with a similar sized piece of celestite, the celestite would be noticeably heavier. Celestite is strontium sulphate SrSO_4 , strontium being a much heavier atom.

If we look at where oxygen is in the table, you can see it is surrounded by lots of other elements.



C—Carbon	CH_4 is Methane
N—Nitrogen	NH_3 is Ammonia
F—Fluorine	FH is Hydrogen Fluoride
P—Phosphorus	PH_3 is Phosphine
S—Sulphur	H_2S is Hydrogen Sulphide
Cl—Chlorine	HCl is Hydrogen Chloride or Hydrochloric acid

C – Carbon
 N – Nitrogen
 F – Fluorine
 P – Phosphorus
 S – Sulphur
 Cl – Chlorine

Their proximity in the Table would dictate that these form similar compounds which behave in a similar way. When these combine with hydrogen this is indeed the case, apart from the mix of oxygen and hydrogen.

Carbon	+ Hydrogen	= Methane	- a gas at room temperature
Nitrogen	+ Hydrogen	= Ammonia	- a gas at room temperature
Fluorine	+ Hydrogen	= Hydrogen Fluoride	- a gas at room temperature
Phosphorus	+ Hydrogen	= Phosphine	- a gas at room temperature
Sulphur	+ Hydrogen	= Hydrogen Sulphide	- a gas at room temperature
Chlorine	+ Hydrogen	= Hydrogen Chloride	- a gas at room temperature

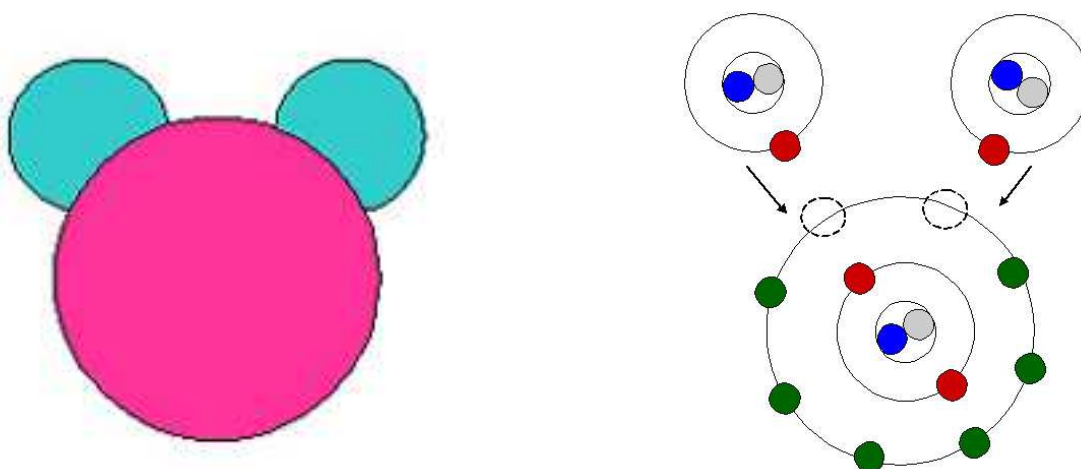
All of which are dangerous to health, poisonous in large quantities.

It would follow that the combination of oxygen with hydrogen would be a gas at room temperature and also be poisonous – but it is neither. It breaks the rules. Water is weird.

The ‘Why is Water Weird’ bit

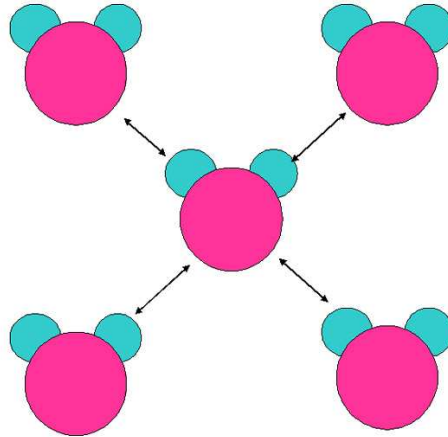
One of the reasons for the weird behaviour of water is thought to be how the molecules of water interact with each other.

The water molecule is sometimes called the ‘Mickey Mouse’ molecule, mainly because it can be represented like this:



However there is an imbalance or inequality of how the oxygen atom and hydrogen atoms share their electrons. In effect the atoms become tiny magnets and they start to attract other molecules. This effect is called ‘hydrogen bonding’

Hydrogen Bonding or Attraction between Water Molecules



These bonds are strong enough in water to give it its unusual properties. DNA and enzymes both depend on the hydrogen bonding of water. Surface tension is also evidence of hydrogen bonding.

If there was no hydrogen bonding	- there would be no life
If there was slightly weaker bonding	- life would exist at lower temperatures
If there was slightly stronger bonding	- life would exist at higher temperatures
If the bonding was much stronger	- there would be no life

Hydrogen bonding in water means that at 4 degrees C water is at its maximum density, above that its volume expands and below that its volume expands. Water becomes crystalline (ice) at 0 degrees C. Other compounds become denser as they get colder.

The ‘How do healers use hydrogen bonding in water’? bit

You might be thinking – what is importance does all this hold for me?

At atomic levels small clusters of water group together. This can happen in several ways and many ‘types’ of water have been identified. Ordinarily the clusters form and reform, some identical to others, some with similar part-patterns. This was only confirmed in 1998, but the idea of molecules replicating a pattern has been summed up by the phrase ‘The Memory of Water’, coined by Jacques Benveniste (1935-2004). This brilliant man created a lot of controversy over his experiments with water, which cost him his research post and some say he never recovered from the stress of those events.

His work was reported widely. Several laboratories tried to replicate his experiments and all succeeded except one, yet it was this one that was brought to everyone’s notice through the media. He was subsequently labelled as a quack and fraudster.

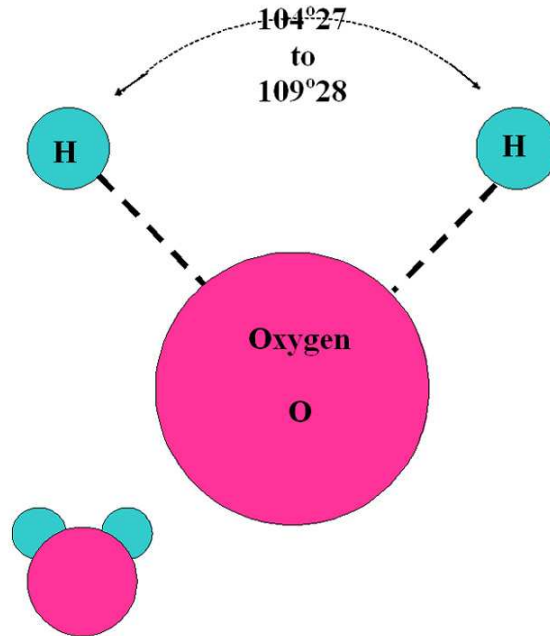
The memory of water is very short unless other materials or substances are present. So if water has memory you want to preserve, you could introduce some ethanol (this is what Dr Edward Bach did with the Bach flower Remedies in 1928-1936) or other preservatives (vinegar, citric acid, honey, glycerol etc). Using spring water as your start point helps too as it contains minute amounts of minerals which encourage the creation of the bonding mechanism. Even using glass equipment helps as some ions from the glass move into the water.

Succussion, or rapid shaking of a liquid, encourages the patterns to replicate, as in homeopathic dilutions, but there is no evidence as to why a human being is then able to react and use this pattern as a healing tool.

As crystal therapists, you probably know that individual gems and crystals can be identified by the way the crystal lattice deflects laser light, and the angle between the atoms are so precise, correct identification can be made because the angle is always the same for that molecule.

The atomic bonding angle in water, however, is not constant. It varies from 104.27 to 109.28, the norm being accepted as 104.35 – this could suggest that there are lots of different ‘waters’, a belief held by many water energy experts.

Water Molecule



Water patterning can also be changed by people. Dr Grad of McGill University discovered in the 1960s that if you subjected water to a small magnetic field or light the atomic bonding in the water gets altered and there is a reduction in surface tension.

Reduction in surface tension increases the 'flow' of water, which makes water and solutions easier to absorb. When this water or imploded (spun) water is introduced to other water through contact or proximity, it reduces the surface tension of that water too— making it more 'wet' – which seems to help the body to heal quicker and become more strong. (Imploding water is carried out by passing the water through a magnetic vortex that spins the water (anticlockwise towards the apex)). Vicktor Schauburger discovered this. (1855-1958)

Imploded water also reinforces the aura, helping the body to withstand electromagnetic and environmental pollution

Dolly Knight, MBBS, GCHM, (Medical Doctor and Homoeopath) and Jonathan Stromberg, BSc, MSc, DIC, FGS., (BSc in Environmental Geology and an MSc in Engineering Geology) run a company called Implosion Research in Plymouth, England. They specialise in imploding water and have developed various devices for carrying small amounts of imploded water and improving water quality.



Some of the devices Dolly and Jonathan have developed can be worn as jewellery, attached to phones and computers, or fixed to domestic or industrial water pipes to change the water the devices come into contact with. We have had great success with even the smallest of pendants to help sensitive people live and work in technology-rich environments and to help deal with allergies, eczema and psoriasis.

The ‘Easiest way to use the memory of water’ bit

If we are 70% water and human beings have an electromagnetic energy field, which will affect water – is a primary transmitter of healing energy the water in our body? Is this why homeopathy works? Is this why essences - flower, gem etc work? Could it be that not only does life depend on water our healing depends on water too.

We can borrow from Benveniste and Grad and use a glass of water and the healing item you want the energies of.

You can place it in the glass

You can place it beside the glass (in essence terms, known as the ‘indirect method’.

Or you can place the glass on it:

All of these techniques create healing waters, which would need to be used within a couple of days, as they have no preservative. However, the healing water can be made again and again, negating the need for preservatives anyway.

The resulting water can be taken by, mouth, placed on pulse points, used in a spray, bathed in – all the ways a preserved essence could be used.

PS February 2010 – There continues to be a lot of negative items in the popular press and on TV about homeopathy being ‘placebo’ and fraudulent because of the sequential dilutions in water. This stance is not scientifically upheld by research in the last 5 years (which can easily be found on the web). It also denies and misunderstands the function of the “placebo effect” which is a factor in heroic medicine and any other technique that seeks to help a body to heal.